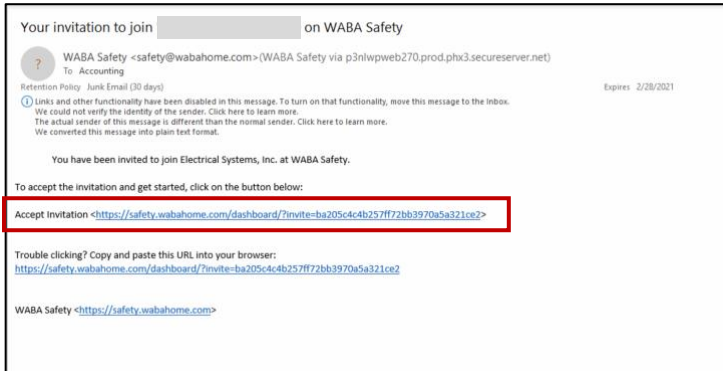
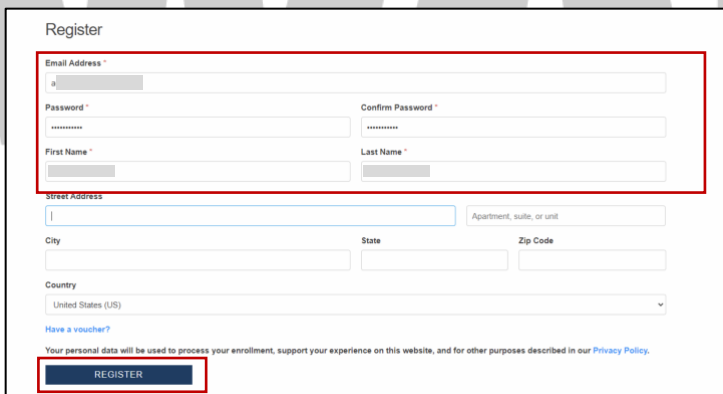
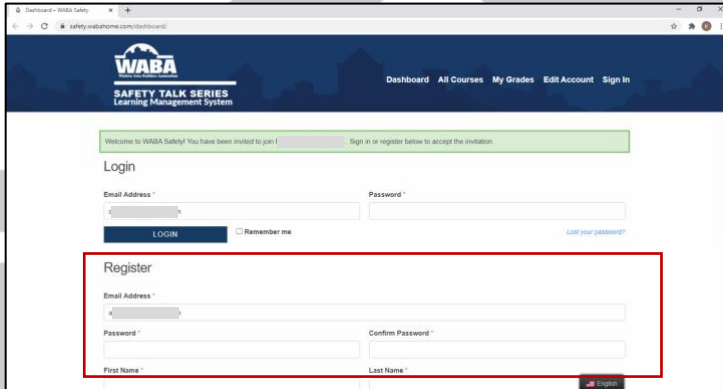


**SAFETY TALK SERIES**  
**Learning Management System**

1. Students will either receive an email invite similar to that below or a link from their employer to join the class.
2. Click "Accept Invitation"

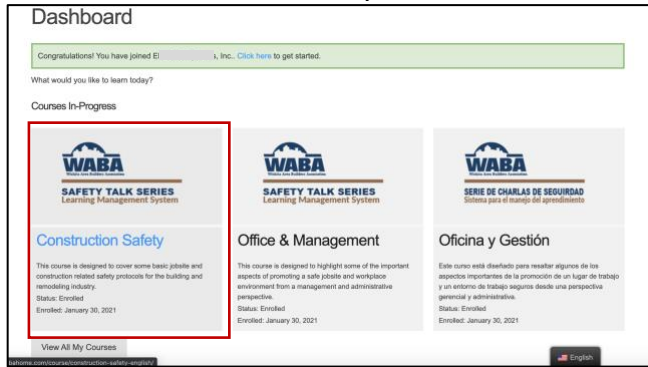


3. Register your account with required fields. (Email, Password, Name)

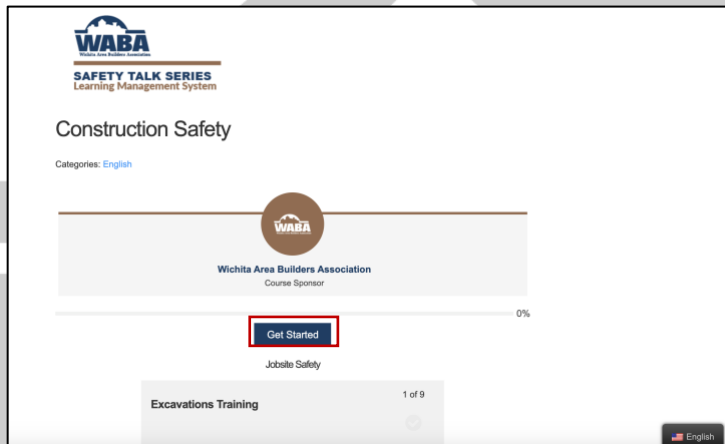


**SAFETY TALK SERIES**  
**Learning Management System**

- Click on one of the courses you are interested in taking.



- Click "Get Started"



- Watch the video, download the PDF of the slide deck and "Take Quiz".
  - Quizzes can be taken as many times as needed to achieve 100%. The correct answers will be shown at the completion of each quiz to encourage education.
- To change the language of the page or buttons, click the "English/Spanish" toggle button in the bottom right corner.
- To go "Home" and see your course progress, click "Dashboard" on the top navigation menu.
- To track your progress and see your grades, click "My Grades" on the top navigation menu.
- To change your password or edit your registration details, click "Edit Account" on top nav menu.

